

COLT CZ GROUP SE

FINANCIAL RESULTS Q1 2023

INVESTOR PRESENTATION

COLT
CZGROUP

The bottom right corner of the slide features a series of parallel, diagonal lines in a dark brown color, extending from the bottom edge towards the top right corner. These lines are of varying lengths and are spaced out, creating a sense of movement and depth.

LEGAL DISCLAIMER

IMPORTANT - YOU MUST READ THE FOLLOWING BEFORE CONTINUING

- This presentation (the “**Presentation**”) has been prepared by **Colt CZ Group SE**, with its registered office at Opletalova 1284/37, Nové Město, 110 00 Praha 1, Identification Number 291 51 961, registered in the Commercial Register maintained by the Municipal Court in Prague, Section H, Insert 962 (the “**Colt CZ**”). By attending the meeting where this Presentation is made or by reading the Presentation document, you agree to be bound by the following terms and conditions.
- The Presentation has been prepared with due care. However, certain inconsistencies or omissions might have appeared herein. Therefore, it is recommended that any person intending to undertake any investment decision on any security issued by Colt CZ or any member of its group (the “**Group**”) shall only rely on information released as an official communication by Colt CZ in accordance with the legal and regulatory provisions that are binding for Colt CZ.
- Past performance can not be taken as an indication or guarantee of future results, and no representation or warranty, express or implied, is made regarding future performance. Colt CZ does not (i) warrant that the assumptions underlying the forward-looking statements in this Presentation are free from errors, (ii) accept any responsibility for the future accuracy of the opinions expressed in this Presentation, or (iii) undertake any obligation to update the statements in this Presentation to reflect subsequent events. The forward-looking statements in this Presentation are made only as of the date hereof. Neither delivery of this Presentation nor any further discussions between Colt CZ and you shall, under any circumstances, result in any implication that there has been no change in Colt CZ affairs since such date.
- Forward-looking statements, including statements relating to expectations regarding future financial results, give no guarantee or assurance that such results will be achieved. Expectations of the Colt CZ management are based on present knowledge, awareness and/or views of the management members and are dependent on many factors, which may cause the actual results that Colt CZ will achieve may differ materially from those discussed in this Presentation. Many such factors are beyond the present knowledge, awareness and/or control of Colt CZ, or cannot be predicted. None of the Group, Colt CZ or its directors, managers, advisers or representatives of such persons makes any representation or warranty, expressed or implied, as to (i) the fairness, accuracy, completeness or correctness of this Presentation, (ii) the sufficiency of this Presentation for your purposes. or (iii) the appropriateness of this Presentation for any purpose other than that for which it was intended. Nothing contained herein is or should be relied upon as a promise or representation, whether as to the past or the future.
- This Presentation should not be construed as legal, regulatory, tax, accounting, investment or other advice. Nothing contained herein shall constitute any representation or warranty as to the future performance of any security, credit, currency, rate or other market or economic measure. No reliance may be placed for any purpose whatsoever on this Presentation.
- This Presentation was prepared for information purposes only and is neither a purchase nor sale offer nor a solicitation of an offer to purchase or sell any securities or financial instruments or an invitation to participate in any commercial venture. This Presentation is neither an offer nor an invitation to purchase or subscribe for any securities in any jurisdiction, and no statements contained herein may serve as a basis for any agreement, commitment or investment decision, or may be relied upon in connection with any agreement, commitment or investment decision.

AGENDA AND TODAY'S PRESENTERS

AGENDA

- 1 Q1 2023 AT A GLANCE
- 2 FINANCIAL HIGHLIGHTS
- 3 OTHER NOTABLE EVENTS
- 4 APPENDIX

PRESENTERS



JAN DRAHOŘA

Chairman of the Board of Directors
CEO of Colt CZ Group SE



JAN ZAJÍC

Member of the Board of Directors
CEO of Česká zbrojovka a.s.

Q1 2023 AT A GLANCE

REVENUES

CZK 3,013M

↓ 15% vs Q1 2022

ADJUSTED EBITDA

CZK 683M

↓ 28% vs Q1 2022

ADJUSTED NET PROFIT

CZK 690M

↑ 9% vs Q1 2022

ADJUSTED EPS

CZK 20

↑ 8% vs Q1 2022

**COLT
CZGROUP**

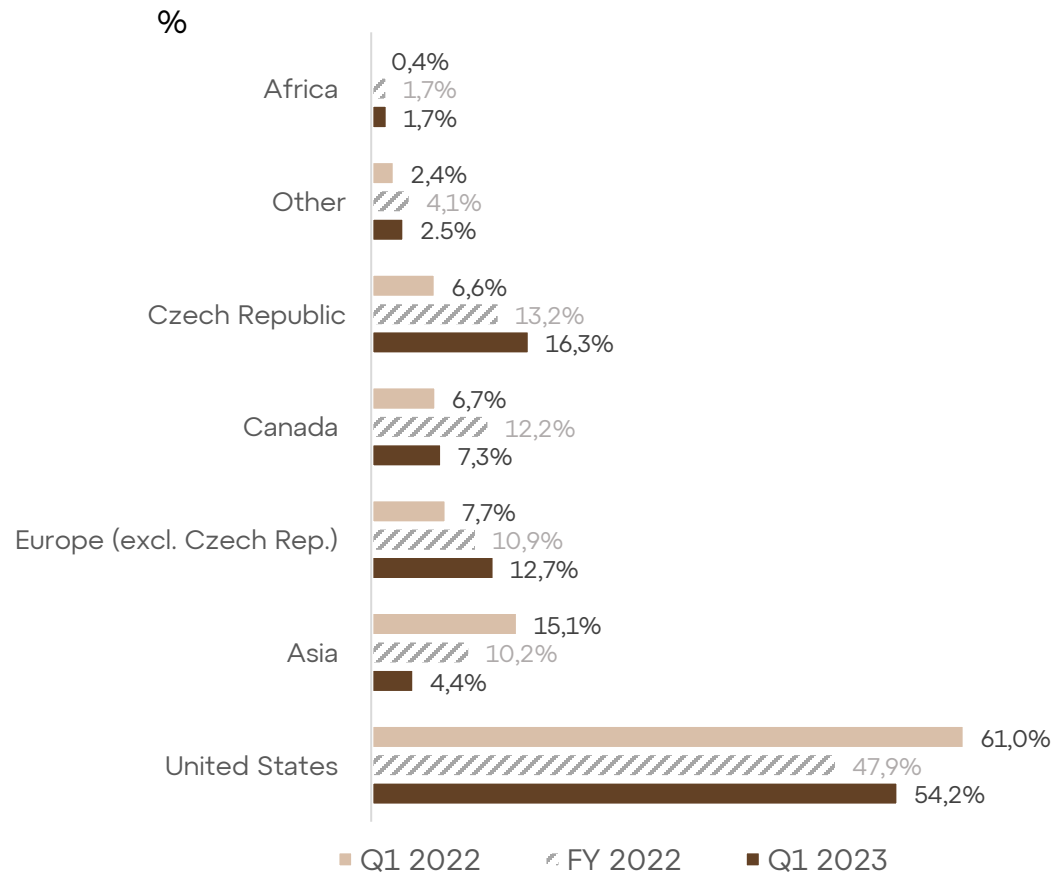
Notes: Financials for Q1 2023 are based on preliminary unaudited results



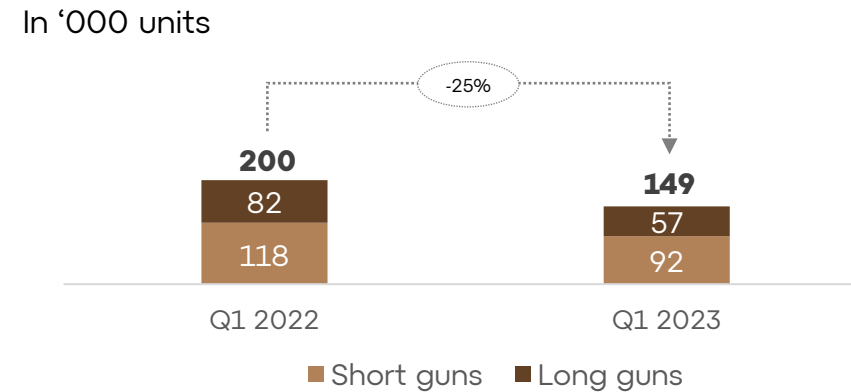
Matthew Emmons
Multiple Olympics & ISSF World Cup Winner

SALES MIX EXPECTED TO APPROACH 50-50 SPLIT FOR FY 2023

REVENUE BREAKDOWN¹ BY GEOGRAPHY



BREAKDOWN BY UNITS SOLD



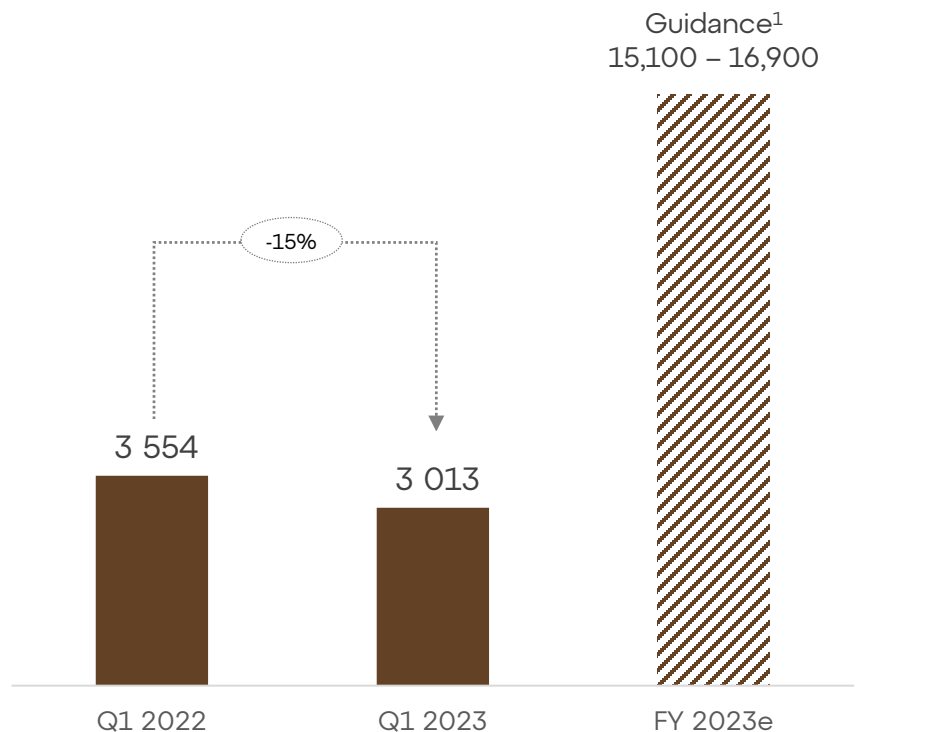
COMMENTS

- ▶ Larger share of M&LE contracts to result in a significantly higher seasonality of sales due to the nature of M&LE deliveries (see page 10 for “Canada/Ukraine” example)
- ▶ **Stronger CZK vs. USD and EUR affected both Revenues and EBITDA**
- ▶ US commercial market remains still relatively weak among selected product categories

GUIDANCE FOR FULL YEAR 2023 REMAINS UNCHANGED

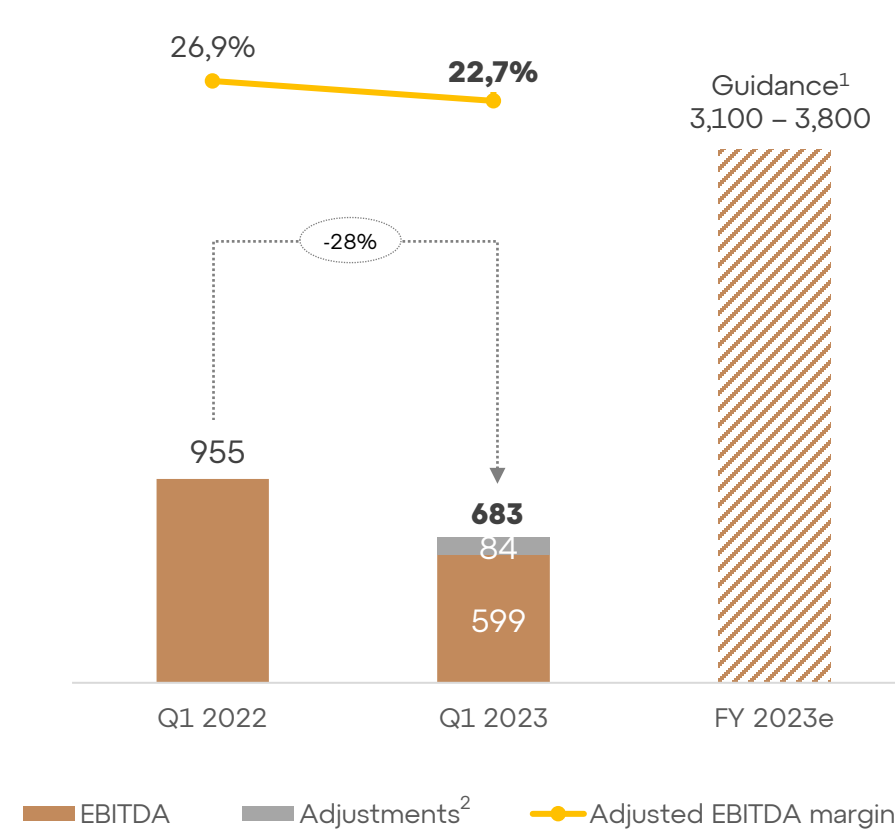
REVENUES

CZKm



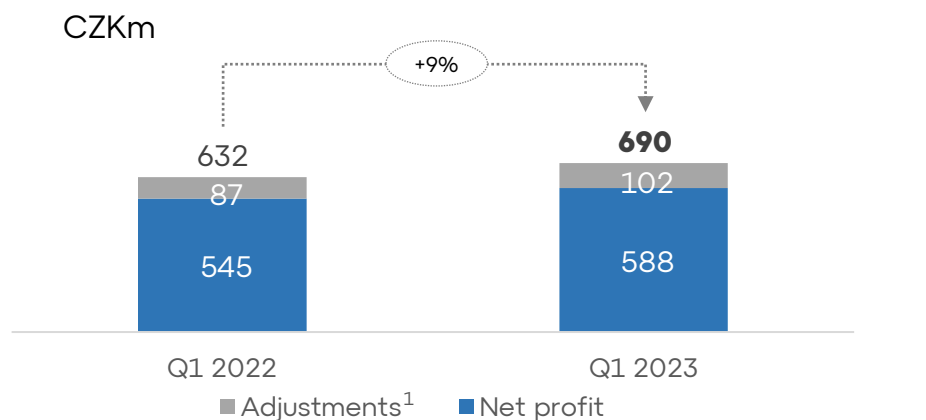
ADJUSTED EBITDA¹

CZKm/%

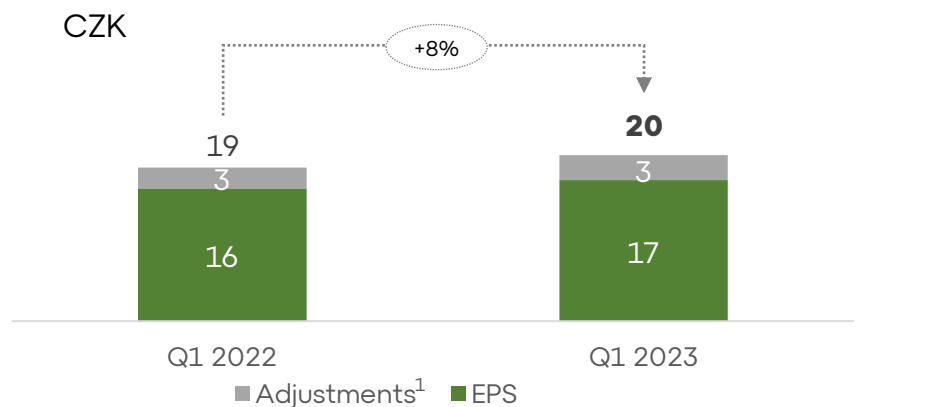


GENERAL MEETING TO VOTE ON THE FY22 DISTRIBUTION OF PROFITS

ADJUSTED NET PROFIT²



ADJUSTED EARNINGS PER SHARE²

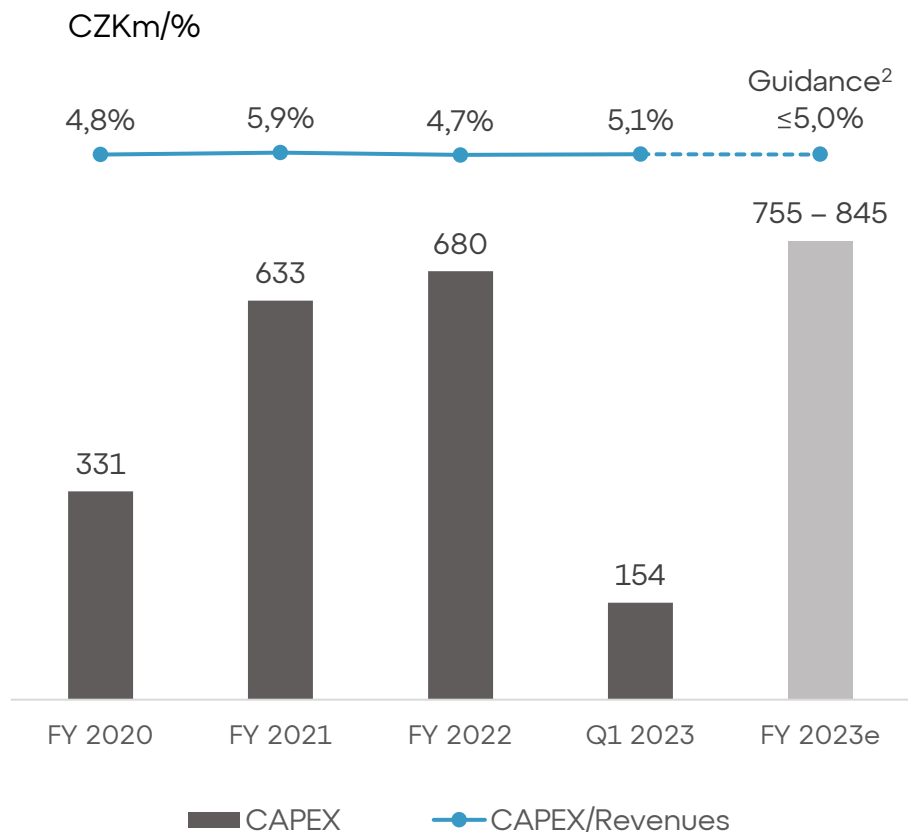


COMMENTS

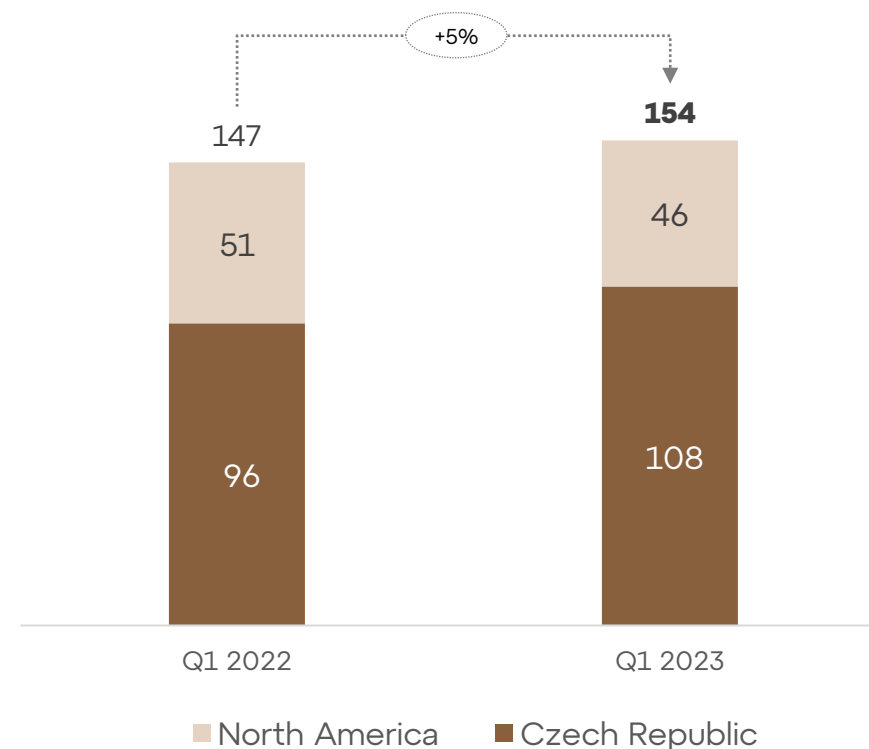
- ▶ **Positive impact of CZK ~150M** caused by FX hedging instruments used to offset appreciation of CZK vs. USD and EUR
- ▶ Proposed **dividend of CZK 30 per share** to be approved by the General Meeting in 06/2023
- ▶ Key adjustments are related to the **Employee Stock Option Program** and to the revaluation of **Colt's earnout consideration**

CAPEX ROLLING OUT ACCORDING TO THE GROUP PLAN

CAPITAL EXPENDITURES¹

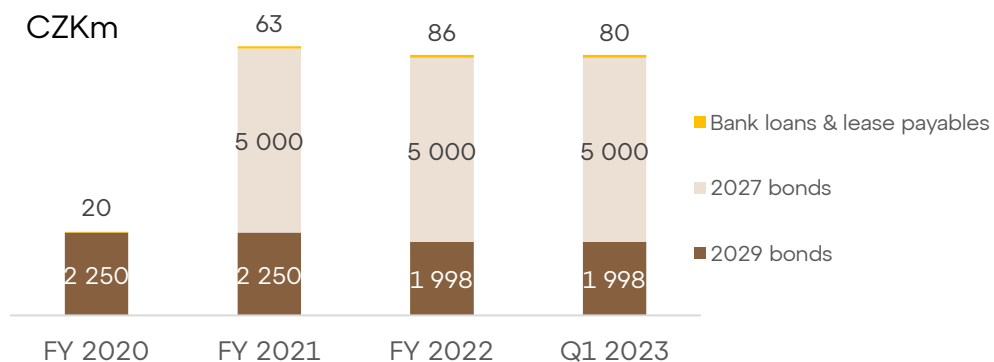


CAPEX GEOGRAPHICAL SPLIT

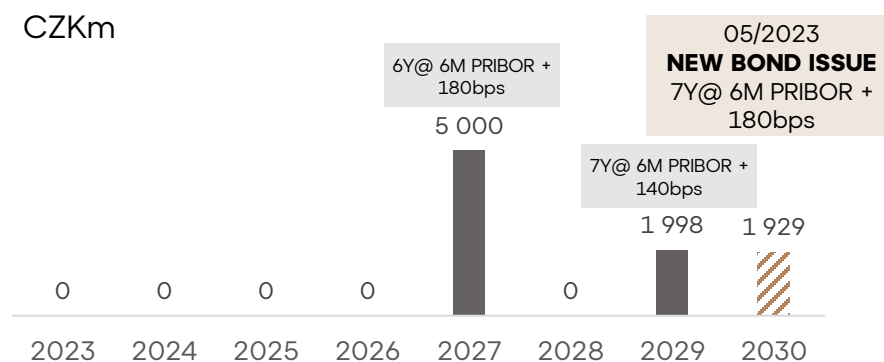


GROUP INDEBTEDNESS PROFILE

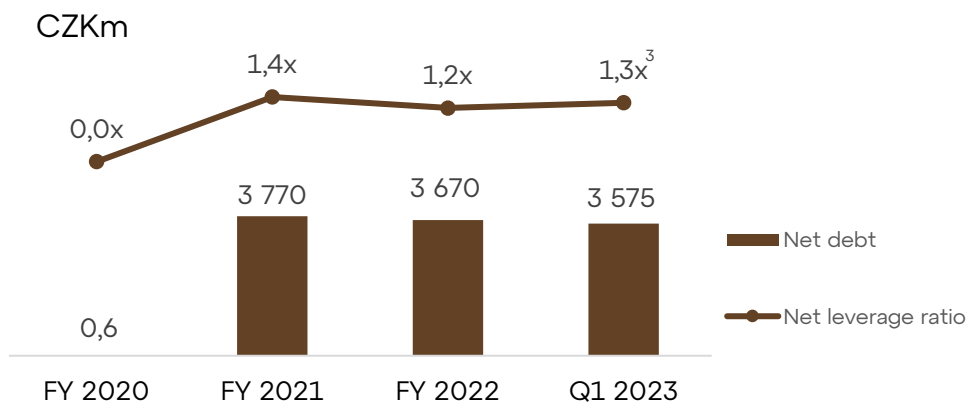
DEBT STRUCTURE



DEBT MATURITY PROFILE



NET FINANCIAL DEBT¹ & NET LEVERAGE RATIO²



COMMENTS

- ▶ In 05/2023 Group **issued new 7Y bonds**, denominated in CZK at 6M PRIBOR + 180bps in **total volume of CZK 1,929M**

OTHER NOTABLE EVENTS

COLT CANADA TO SOURCE CANADIAN GOVERNMENT'S MILITARY AID SUPPORT TO UKRAINE

- ▶ Canadian Prime Minister **Justin Trudeau announced more military aid to support Ukraine** in its war with Russia while hosting Ukrainian Prime Minister Denys Shmyhal in Toronto, Canada on 11/04/2023
- ▶ Canada will provide 21k of assault rifles, 38 machine guns and over 2.4M rounds of ammunition to Ukraine, **all being sourced from Colt Canada**



PRESIDENT P. PAVEL PRESENTED PRESIDENT V. ZELENSKY WITH CZ 75 LIMITED PISTOL

- ▶ The President of the **Czech Republic**, Mr. Petr Pavel **presented President Volodymyr Zelenskyy** with a hand-engraved **CZ 75 pistol from the Order of the White Lion edition** as a gift from the state on his official visit of Kyiv, Ukraine on 05/05/2023

A dark, semi-transparent background image of an industrial factory floor. In the center, a yellow robotic arm is visible, surrounded by various pieces of machinery, control panels, and conveyor belts. The scene is dimly lit, with some lights visible in the background.

**THANK YOU FOR
YOUR ATTENTION**

**COLT
CZGROUP**

A man in a dark t-shirt is operating a yellow robotic arm in a factory. The arm is positioned over a complex metal assembly. The background shows industrial machinery, including a control panel with a screen and buttons. The scene is dimly lit, with the yellow of the robot arm being a prominent color. The text 'APPENDIX' is overlaid in large white letters on the left side of the image.


APPENDIX

**COLT
CZGROUP**

FY 2023 GUIDANCE SCENARIOS

REVENUES

CZKm



ADJUSTED EBITDA

CZKm



ADJUSTED EBITDA RECONCILIATION

In CZK '000	Q1 2023	Q1 2022
Operating profit	411,538	749,297
Depreciation and amortization	187,554	205,445
EBITDA	599,092	954,742
ESOP related costs	77,596	-
ESOP related provisions for health insurance	5,217	-
M&A costs ¹	1,536	-
Adjusted EBITDA	683,441	954,742

ADJUSTED NET PROFIT RECONCILIATION

In CZK '000	Q1 2023	Q1 2022
Earnings before tax	734,657	726,922
Tax expenses	(146,838)	(182,192)
Net income	587,819	544,730
Earn-out related costs ¹	41,279	116,286
ESOP related costs	77,596	-
ESOP related provisions for health insurance	5,217	-
M&A costs ²	1,536	-
One-off expenses related to the bond issue	2,003	-
Adjusted earnings before tax (Adj. EBT)	862,287	843,208
Effective tax rate on Adj. EBT (Q1 2023 ~20.0%; Q1 2022 ~25.1%)	(172,348)	(211,308)
Adjusted Net Income	689,939	631,900

CONSOLIDATED PROFIT AND LOSS STATEMENT

In '000 CZK	31 Mar 2023	31 Mar 2022
Revenues from the sale of own products, goods and services	3,012,556	3,553,557
Other operating income	20,368	15,300
Change in inventories developed internally	335,838	428,063
Own work capitalized	41,402	52,343
Raw materials and consumables used	(1,560,669)	(1,869,617)
Services	(380,581)	(505,466)
Personnel costs	(762,542)	(654,224)
Depreciation and amortization	(187,554)	(205,445)
Other operating expenses	(69,117)	(49,823)
Allowances	(38,163)	(15,391)
Operating profit	411,538	749,297
Interest income	363,043	75,368
Interest expense	(235,250)	(123,577)
Other financial income	86,110	-
Other financial expenses	(145,436)	(148,248)
Gains or losses from derivative transactions	253,452	138,159
Share in the profit of associates after tax	1,200	35,923
Profit before tax	734,657	726,922
Income tax	(146,838)	(182,192)
Profit for the period	587,819	544,730
Items that may be subsequently reclassified to the statement of profit or loss		
Cash flow hedges – remeasurement of effective portion of hedging instruments	40,338	400,866
Foreign currency translation of foreign operations	(4,474)	19,224
Other comprehensive income	35,864	420,090
Comprehensive income for the period	623,683	964,820
Profit for the period attributable to:		
Owner of the parent company	587,819	544,730
Non-controlling interests	-	-
Comprehensive income for the period attributable to:		
Owner of the parent company	623,683	964,820
Non-controlling interests	-	-
Net earnings per share attributable to the owner of the parent company (CZK per share)		
Basic	17	16
Diluted	17	16

Notes: Financials for Q1 2023 are based on consolidated unaudited results

CONSOLIDATED BALANCE SHEET 1/2

In '000 CZK	31 Mar 2023	31 Dec 2022
ASSETS		
Non-current assets		
Intangible assets	3,267,393	3,462,131
Goodwill	2,457,416	2,457,416
Property, plant and equipment	3,013,522	3,066,251
Equity-accounted securities and investments	40,601	39,401
Financial derivatives	1,444,484	1,181,097
Trade and other receivables	27,166	35,515
Other receivables	492	6,560
Total non-current assets	10,251,074	10,248,371
Current assets		
Inventories	4,306,307	3,797,557
Trade and other receivables	1,161,341	1,346,143
Provided loans	-	7,700
Other financial assets	821,825	756,834
Financial derivatives	387,266	217,123
Other receivables	387,014	304,005
Cash and cash equivalents	2,681,687	2,825,781
Total current assets	9,745,440	9,255,143
Total assets	19,996,514	19,503,514

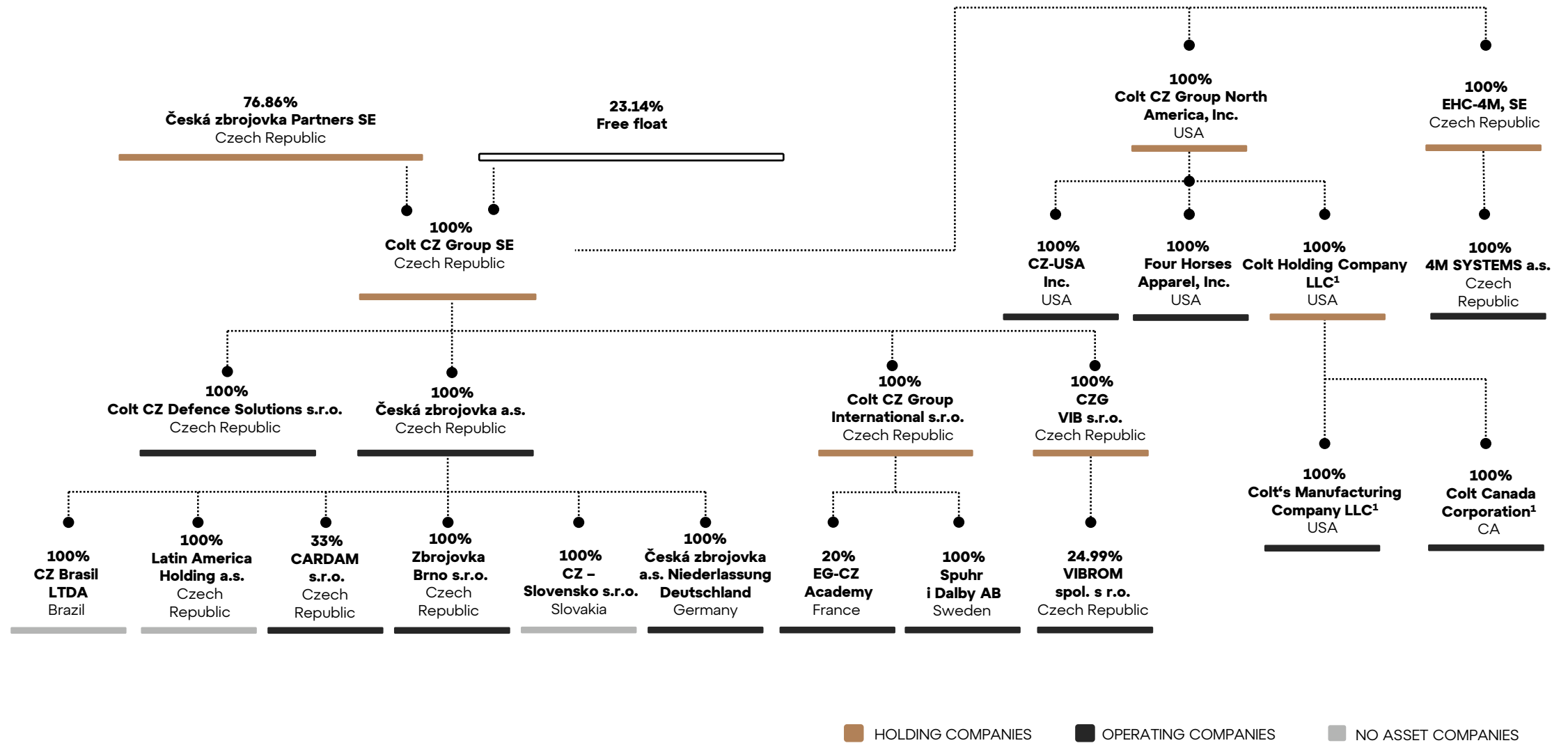
CONSOLIDATED BALANCE SHEET 2/2

In '000 CZK	31 Mar 2023	31 Dec 2022
EQUITY AND LIABILITIES		
Capital and reserves		
Share capital	3,410	3,410
Share premium	1,366,386	1,366,386
Capital funds	1,641,512	1,641,512
Cash flow hedge reserve	1,108,552	1,068,214
Foreign exchange translation reserve	-330,907	-326,433
Accumulated profits (including current profit)	4,593,697	3,928,282
Total equity	8,382,650	7,681,371
Non-current liabilities		
Bonds, bank loans and borrowings	6,975,723	6,972,898
Financial derivatives	21,305	28,684
Lease liabilities	41,467	46,796
Other financial liabilities	249,046	240,468
Trade and other payables	7,473	7,825
Other payables	14,989	21,169
Provisions	28,598	23,654
Deferred tax liability	738,455	731,308
Employee benefit liabilities	252,988	265,280
Total non-current liabilities	8,330,044	8,338,082
Current liabilities		
Bonds, bank loans and borrowings	45,777	208,597
Financial derivatives	22,003	38,610
Lease liabilities	22,927	23,939
Other financial liabilities	247,112	238,593
Trade and other payables	1,228,415	1,154,955
Other payables	1,355,758	1,479,267
Provisions	47,455	51,371
Tax liabilities	295,597	269,096
Employee benefit liabilities	18,776	19,633
Total current liabilities	3,283,820	3,484,061
Total liabilities	11,613,864	11,822,143
Total equity and liabilities	19,996,514	19,503,514

CONSOLIDATED CASH FLOW STATEMENT

In '000 CZK	31 Mar 2023	31 Mar 2022
Cash flows from principal economic activity (operating activity)		
Profit from ordinary activity before tax	734,657	726,922
Depreciation/amortization of non-current assets	187,554	205,445
Change in allowances and provisions	40,233	11,544
Interest expense and interest income	(127,793)	48,209
Share in the profit of associates	(1,200)	(35,923)
Unrealized foreign exchange gain and losses	278,635	6,416
Contingent consideration – remeasurement	41,284	116,286
Other financial assets – remeasurement	(86,110)	-
Cash flow hedging – remeasurement of the effective portion of hedging instruments	40,338	400,866
Share-based payments	77,596	-
Adjustments for other non-cash transactions	220	(674)
Net operation cash flows before changes in working capital	1,185,414	1,479,091
Change in working capital		
Change in receivables and deferrals	(377,115)	(1,165,803)
Change in liabilities and accruals	(90,447)	679,535
Change in inventories	(658,053)	(420,764)
Cash flow from operating activities	59,799	572,059
Paid interest	(398,070)	(94,056)
Interest received	432,635	70,185
Income tax paid for ordinary activity	(56,434)	(32,408)
Net cash flow from operating activities	37,930	515,780
Cash flows from investing activities		
Acquisition of non-current assets	(153,891)	(127,913)
Income from the sale of non-current assets	-	(18,950)
Provided loans – repayments received	7,700	190,000
Net cash flow from investing activities	(146,191)	43,137
Cash flows from financing activities		
Proceeds from issue of bonds	-	1,984,796
Proceeds from loans	2,956	-
Loan and interest repayment	(1,560)	(2,317,579)
Net cash flow from financing activities	1,396	(332,783)
Net change in cash and cash equivalents	(106,865)	226,134
Opening balance of cash and cash equivalents	2,825,781	3,573,467
Effect of exchange rate on cash and cash equivalents	(37,229)	-
Closing balance of cash and cash equivalents	2,681,687	3,799,601

COLT CZ GROUP STRUCTURE



COLT CZ GROUP LEADERSHIP: BOARD OF DIRECTORS



JAN DRAHOTA

Chairman of the Board of Directors

CEO of Colt CZ Group

With the Group since 2014



JOSEF ADAM

Vice-Chairman of the Board of Directors

General Counsel

Extensive legal and compliance expertise



JAN HOLEČEK

Member of the Board of Directors

Chief Commercial Officer

Extensive experience in marketing and sales



JAN ZAJÍC

Member of the Board of Directors

CEO of Česká zbrojovka

More than 15 years of experience in managerial positions in industrial companies in the Czech Republic and abroad



DENNIS VEILLEUX

Member of the Board of Directors

CEO of Colt Holding Company

More than 35 years of experience in armaments industry



DAVID AGUILAR

Independent and non-executive member of the Board of Directors

35 years of experience with U.S. Customs and Border Protection and the United States Border Patrol

COLT CZ GROUP LEADERSHIP

Colt CZ Group Supervisory Board:



LUBOMÍR KOVAŘÍK

Chairman of the Supervisory Board

Former President of the Group in 2018-2021

Former CEO of Česká zbrojovka in 2006-2017



JANA RŮŽIČKOVÁ

Member of the Supervisory Board

More than 15 years in managerial and executive positions



VLADIMÍR DLOUHÝ

Member of the Supervisory Board

Former Minister of Industry and Trade of the Czech Republic

More than 20 years of experience in the field of investment

advice in Czech and foreign companies

North America Leadership:



GENERAL (Ret.) GEORGE CASEY

Member of the Board of Directors, Colt CZ Group NA

Former US Army Chief of Staff from 2007 to 2011. Deep

knowledge of the military and a demonstrated history of leadership in the armed forces, academia, the non-profit sector and industry



JOANNE MCCORMICK

CEO Colt Canada

Over 23 years of business experience managing people, projects, departments and businesses in manufacturing, technology and distribution



JEAN-LOUIS VANDERSTRAETEN

Member of the Board of Directors, Colt CZ Group NA

Over 40 years of experience in defense contracting, business planning, operations management and corporate finance

THANK YOU

Colt CZ Group SE

Opletalova 1284/37

110 00 Prague 1, Czech Republic

www.coltczgroup.com

info@coltczgroup.com

COLT
CZGROUP